



Linear Shower Drain System Materials


Preparation of the ground for implementation by shattering




Connection of the product with plumbing



Space adjustment of the prepared ground and the product



Stabilizing the product by using the legs



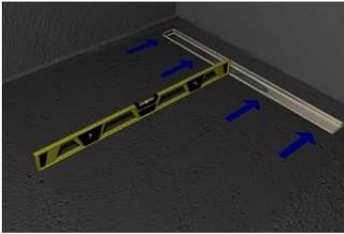
Filling the vicinity of the product, that is put into necessary height and balance, by using cement finish



The applied cement finish will be kept lacking depending on the thickness of the ground cladding material




Doing the necessary beveling before ground cladding




Slope direction depending on the implemented area



Glue implementation before ground cladding



Implementation of planking by adjusting the joint gap



Putty implementation from wall side



Classic Bathroom



Bathroom based on our modern day architecture